



Schrock[™]
Uniquely yours.™

DOOR STYLES & FINISHES

Schrock™

Uniquely yours.™

Manifest your unique vision of home with the gallery of beautiful finishes and finely crafted doors from the Schrock™ family. Whether looking for designer-inspired color, intelligent storage, or just simple style basics, Schrock is your trusted brand for expressive, well-built cabinetry backed by the reassurance of a limited lifetime warranty.

ONE BRAND. TWO PLATFORMS.

FRAMED CONSTRUCTION

The more traditional of our two options, this is likely the cabinet construction you knew growing up. This platform features a 1-1/2" face frame behind the door and drawer front where the door hinges to the cabinet box, accommodating both full and partial overlay door styles. Regardless of the door style chosen, a portion of the face frame will be visible when the doors and drawers are closed.

FULL ACCESS CONSTRUCTION

A platform of European origin, this trending construction – sometimes referred to as Frameless – has become popular with homeowners in search of a more streamlined aesthetic. Since the face frame is eliminated, only full overlay door styles are available and only a small sliver of the cabinet box is visible when the doors and drawers are closed. Cabinet sides are thicker for added stability and serve as a solid place for door hinges to be directly attached.





FULL OVERLAY STYLES

Framed and Full Access Construction platforms are available on all Full Overlay door styles except when MDF is chosen. MDF door styles are available in Framed Construction only.



Ainsley
5-Piece Drawer Front
(M)



Ainsley
Slab Drawer Front
(M)



Asbury
5-Piece Drawer Front
(C)(M)



Banbury
5-Piece Drawer Front
(C)(M)



Beckman
5-Piece Drawer Front
(A)(C)(H)(M)(O) (A)(H)



Beckman
Slab Drawer Front
(A)(C)(H)(M)(O) (A)(H)



Brantley
5-Piece Drawer Front
(C)(M)



Campbell
5-Piece Drawer Front
(C)(M)

(A) ALDER

(D) MDF*

(M) MAPLE

(A) RUSTIC ALDER

(C) CHERRY

(H) HICKORY

(O) OAK

(H) RUSTIC HICKORY

*MDF Coming Summer 2019



Campbell
Slab Drawer Front

(C)(M)



Carmin
5-Piece Drawer Front

(C)(M)



Carmin
Profiled Slab Drawer Front

(C)(M)



Carmin
Arch

(C)(M)



Chanley
5-Piece Drawer Front

(A) (A)(H)



Chanley
Profiled Slab Drawer Front

(A) (A)(H)



Denton
5-Piece Drawer Front

(C)(D)(M)



Denton
Slab Drawer Front

(C)(D)(M)

uniquely yours.

FULL OVERLAY STYLES

Framed and Full Access Construction platforms are available on all Full Overlay door styles except when MDF is chosen. MDF door styles are available in Framed Construction only.



Edmond
Profiled Slab Drawer Front
C H M O



Elston
5-Piece Drawer Front
A C D M O A H



Elston
Slab Drawer Front
A C D M O A H



Fletcher
Profiled Slab Drawer Front
C M



Galena
5-Piece Drawer Front
A C M



Galena
Routed Drawer Front
A C M



Hutton
Profiled Slab Drawer Front
C M



Huxley
5-Piece Drawer Front
A C M O A H

Ⓐ ALDER

Ⓓ MDF*

Ⓜ MAPLE

Ⓐ RUSTIC ALDER

Ⓒ CHERRY

Ⓜ HICKORY

Ⓞ OAK

Ⓜ RUSTIC HICKORY

*MDF Coming Summer 2019



Huxley
Slab Drawer Front

Ⓐ Ⓒ Ⓜ Ⓞ Ⓐ Ⓜ



Jarret
5-Piece Drawer Front

Ⓒ Ⓜ



Jarret
Profiled Slab Drawer Front

Ⓒ Ⓜ



Kennedy
5-Piece Drawer Front

Ⓒ Ⓜ



Kennedy
Slab Drawer Front

Ⓒ Ⓜ



Morgan
5-Piece Drawer Front

Ⓐ Ⓒ Ⓜ Ⓐ Ⓜ



Morgan
Profiled Slab Drawer Front

Ⓐ Ⓒ Ⓜ Ⓐ Ⓜ



Parker
5-Piece Drawer Front

Ⓒ Ⓜ

uniquely yours.

FULL OVERLAY STYLES

Framed and Full Access Construction platforms are available on all Full Overlay door styles except when MDF is chosen. MDF door styles are available in Framed Construction only.



Parker
Raised Slab Drawer Front
C M



Parker
Profiled Slab Drawer Front
C M



Parker
Arch
C M



Patmore
Profiled Slab Drawer Front
C H M O



Pleasant Hill
5-Piece Drawer Front
A C D H M A H



Pleasant Hill
Slab Drawer Front
A C D H M A H



Prestley
Slab Drawer Front
C D M



Seaton
5-Piece Drawer Front
C M

Ⓐ ALDER

Ⓒ CHERRY

Ⓓ MDF*

Ⓗ HICKORY

Ⓜ MAPLE

Ⓞ OAK

Ⓐ RUSTIC ALDER

Ⓗ RUSTIC HICKORY

*MDF Coming Summer 2019




Seaton
Slab Drawer Front

ⒸⓂ



Whittaker
5-Piece Drawer Front

ⒸⓂ



Whittaker
Slab Drawer Front

ⒸⓂ

FULL OVERLAY SPECIALTY STYLES

- E

MELAMINE
- P

PURESTYLE
- L

LAMINATE
- T

THERMOFOIL

Framed and Full Access Construction platforms are available on all Full Overlay Specialty door styles except for Herra, which is available in Framed Construction only.



Gallio
Slab Drawer Front
L E



Derazi
Slab Drawer Front
L




Aspen
Slab Drawer Front
L E



Herra
5-Piece Drawer Front
P



Reflection
Raised Slab Drawer Front
T

	Gallio	Derazi	Aspen	Herra	Reflection
High Gloss White 					
White 					
Arctic 					
Antler 					
Wharf 					
Squall 					
Elk 					
Obsidian 					

High Gloss White is available with Matching or Metallic edgebanding.



PARTIAL OVERLAY STYLES

- Ⓐ ALDER

Ⓒ CHERRY
- Ⓓ MDF*

Ⓗ HICKORY
- Ⓜ MAPLE

Ⓞ OAK
- Ⓐ RUSTIC ALDER

Ⓗ RUSTIC HICKORY

*MDF Coming Summer 2019

Partial Overlay door styles are available in Framed Construction only.



Bingham
5-Piece Drawer Front
ⒸⓂ



Brinkman
Profiled Slab Drawer Front
ⒶⒸⒽⓂⓄ ⒶⒽ



Brinkman
Arch
ⒶⒸⒽⓂⓄ ⒶⒽ



Brookshire
Profiled Slab Drawer Front
ⒸⓂⓄ



Princeton
Profiled Slab Drawer Front
ⒸⓂⓄ



Princeton
Arch
ⒸⓂⓄ



Troy
Slab Drawer Front
ⒶⒸⒽⓂⓄ ⒶⒽ

FINISHES

PAINTS * Available on Maple and MDF door styles. See your designer for exclusions.

					
White	Icy Avalanche	Coconut	Dover	Egret	Limestone
					
Cloud	Lambswool	Seaside	Moonstone	Maritime	Black

SPECIALTY LAMINATES See chart on previous page to understand door and finish availability for Specialty Laminates, Thermofoil, Melamine and PureStyle™.

					
High Gloss White	Arctic	Antler	Wharf	Elk	Obsidian

THERMOFOIL	MELAMINE	PURESTYLE™
		
White	White	Elk
		
	Squall	

* The door and/or drawer front center panel on painted Maple styles may be constructed of Medium Density Fiberboard (MDF), except on the Whittaker door style, or when Distressing or Heirlooming are specified.

PAINTS WITH FLOODED GLAZES *

Available on Maple door styles. See your designer for exclusions.



Icy Avalanche with
Amaretto Crème



Icy Avalanche with
Grey Stone



Icy Avalanche with
Toasted Almond



Coconut with
Amaretto Crème



Coconut with
Grey Stone



Coconut with
Toasted Almond



Dover with
Amaretto Crème



Dover with
Grey Stone



Dover with
Toasted Almond



Egret with
Amaretto Crème



Egret with
Grey Stone



Egret with
Toasted Almond



Limestone with
Amaretto Crème



Limestone with
Grey Stone



Limestone with
Toasted Almond



Cloud with
Amaretto Crème



Cloud with
Grey Stone



Cloud with
Toasted Almond



Lambswool with
Amaretto Crème



Lambswool with
Grey Stone



Lambswool with
Toasted Almond



Seaside with Oasis



Moonstone with
Amaretto Crème



Moonstone with
Toasted Almond



Maritime with
Amaretto Crème



Maritime with
Grey Stone



Maritime with
Toasted Almond

* The door and/or drawer front center panel on painted Maple styles may be constructed of Medium Density Fiberboard (MDF), except on the Whittaker door style, or when Distressing or Heirlooming are specified.

uniquely yours.

FINISHES

PAINTS WITH PENNED GLAZES *

Available on Maple door styles. See your designer for exclusions.



White with
Amaretto Crème



White with
Grey Stone



White with
Toasted Almond



Icy Avalanche with
Amaretto Crème



Icy Avalanche with
Grey Stone



Icy Avalanche with
Toasted Almond



Coconut with
Amaretto Crème



Coconut with
Grey Stone



Coconut with
Toasted Almond




Dover with
Amaretto Crème




Dover with
Grey Stone



Dover with
Toasted Almond



Egret with
Amaretto Crème



Egret with
Grey Stone



Egret with
Toasted Almond



Limestone with
Amaretto Crème




Limestone with
Grey Stone



Limestone with
Toasted Almond



Cloud with
Amaretto Crème



Cloud with
Grey Stone



Cloud with
Toasted Almond



Lambswool with
Amaretto Crème



Lambswool with
Grey Stone



Lambswool with
Toasted Almond



Moonstone with
Amaretto Crème



Moonstone with
Toasted Almond



Maritime with
Amaretto Crème



Maritime with
Grey Stone



Maritime with
Toasted Almond

* The door and/or drawer front center panel on painted Maple doors may be constructed of Medium Density Fiberboard (MDF), except on the Whittaker door style, or when Distressing or Heirlooming are specified.

STAINS

Available on Alder, Cherry, Hickory, Maple, Oak, Rustic Alder and Rustic Hickory. See your designer for exclusions.




Natural




Light



Sahara



Cattail




Brierwood




Havana




Buckskin




Seal



Morel



Tundra




Henna




Cranberry




Kodiak




Grizzly



Storm




Thatch



Chocolate

STAINS WITH FLOODED GLAZES


Available on Alder, Cherry, Hickory, Maple, Oak, Rustic Alder and Rustic Hickory. See your designer for exclusions.




Palomino



Coffee



Whiskey Black



Black Forest

STAINS WITH PENNED GLAZES

Available on Alder, Cherry, Hickory, Maple, Oak, Rustic Alder and Rustic Hickory. See your designer for exclusions.



Sahara with
Palomino



Cattail with
Whiskey Black



Tundra with
Black Forest





SHEENS

SATIN SHEEN


Our timeless original top coat features a moderate sheen which is reflective without being too glossy. Available on all stains, glazed stains, paints and glazed paints.



NEW

MATTE SHEEN

Our new low sheen top coat is less reflective and absorbs more light, resulting in a softer, more muted look. Available on all stains and glazed stains. Not available on paints or glazed paints.



TECHNIQUES

DISTRESSING

Unique imperfections like wormholes, chisel marks and tiny dents and dings replicate the wear found on a well-loved piece of furniture.



HEIRLOOMING

Over-sanded edges and profiles expose the underlying wood to create a naturally aged appearance, lending depth and character.

Schrock™

Full access construction



NEW

Since Full Access cabinetry is built without a traditional face frame, this construction platform has become a growing trend for homeowners in search of a streamlined look, since only a small sliver of the cabinet box is visible when the doors and drawers are closed. Available on most Full Overlay door styles.

STANDARD CONSTRUCTION

Cabinet Box

5/8" Thick furniture board

Cabinet Exterior

- Sides: matching laminate
- Wall cabinet top/bottom: Natural Maple laminate
- Back: unfinished

Cabinet Interior

Natural Maple laminate

Drawers

4-Sided, solid wood dovetail with full extension, Smart Stop™ guides

Hinges

Fully concealed, easily removable 6-way adjustable cup hinge featuring Smart Stop™

Stretcher Rails

5/8" Thick furniture board with Natural Maple laminate interior and unfinished exterior

Adjustable Shelf

3/4" Thick furniture board with Natural Maple laminate and PVC edgebanding

Toe kick

Unfinished furniture board; field-applied Toeboard required

Schrock™

Framed Construction



This more traditional option features a 1-1/2" wide face frame behind the door and drawer front. Regardless of the door style chosen, a portion of the face frame will be visible when the doors and drawers are closed. Available on all Full Overlay and Partial Overlay door styles.

STANDARD CONSTRUCTION

Cabinet Box

- Top/Bottom: 1/2" Thick furniture board
- Sides: 1/2" Thick furniture board
- Back: 3/8" Thick furniture board

Cabinet Exterior

- Sides: matching laminate
- Wall cabinet top/bottom: Natural Maple laminate
- Back: unfinished

Cabinet Interior

Natural Maple laminate

Drawers

4-Sided, solid wood dovetail with full extension, Smart Stop™ guides

Hinges

Quick-Release™ fully concealed, 6-way adjustable cup hinge with SmartStop™.

I-Beam Braces

1/2" Thick furniture board

Adjustable Shelf

3/4" Thick furniture board with Natural Maple laminate and PVC edgebanding

Toekick

Unfinished furniture board; field-applied Toeboard required



uniquely yours.®

Schrock™

Uniquely yours.™



Framed Construction



Full Access Construction

Styles, product availability and construction may vary slightly from those shown in this book due to material availability and/or design evolution. Specifications are subject to change without notice. For more details, see your designer.

Product photography and illustrations have been reproduced as accurately as printing technologies permit. To ensure highest satisfaction, we strongly recommend you view an actual sample for best color, wood grain and finish representation.

Schrock™ is a certified brand in the Kitchen Cabinet Manufacturers Association (KCMA) Environmental Stewardship Program. The program recognizes companies that demonstrate an ongoing commitment to environmental practices and sustainability.

Schrock™ has a Limited Lifetime Warranty.

For terms and conditions, please visit: <https://www.schrock.com/warranty>

Front cover & inside front cover: PLEASANT HILL Maple Egret & Grizzly



Part of the
MasterBrand®
Family

[schrock.com](https://www.schrock.com)

#SchrockCabinets

© 2019 MasterBrand Cabinets, Inc. All rights reserved.